

CORNER CONNECTIONS

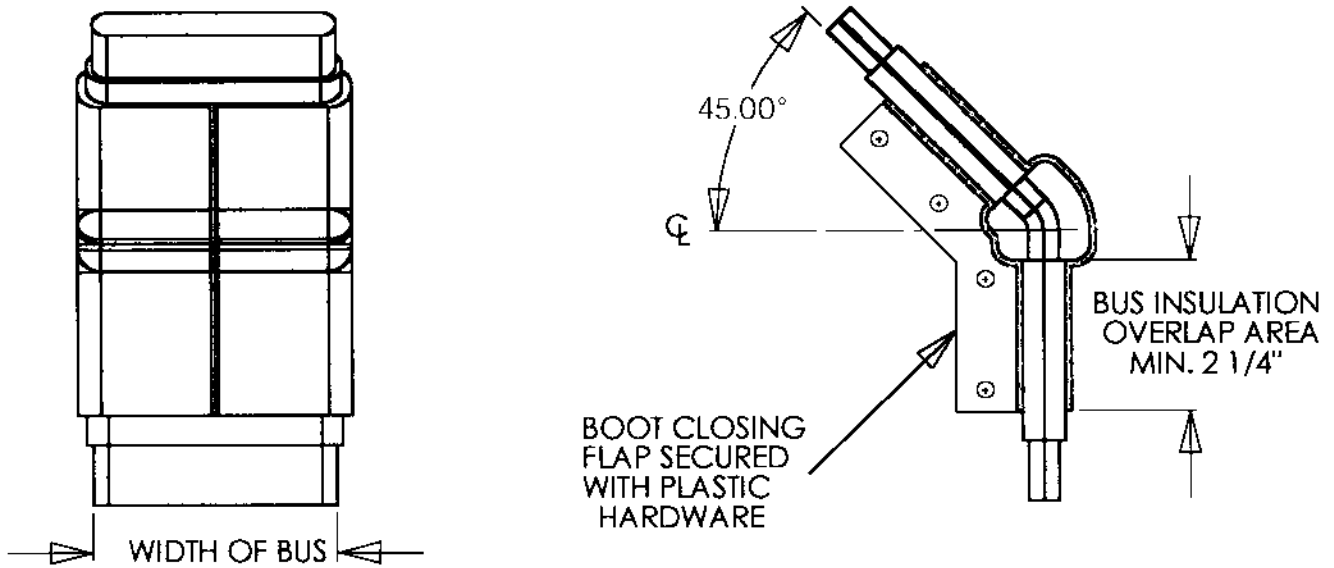


ILLUSTRATION OF 45° BOOT

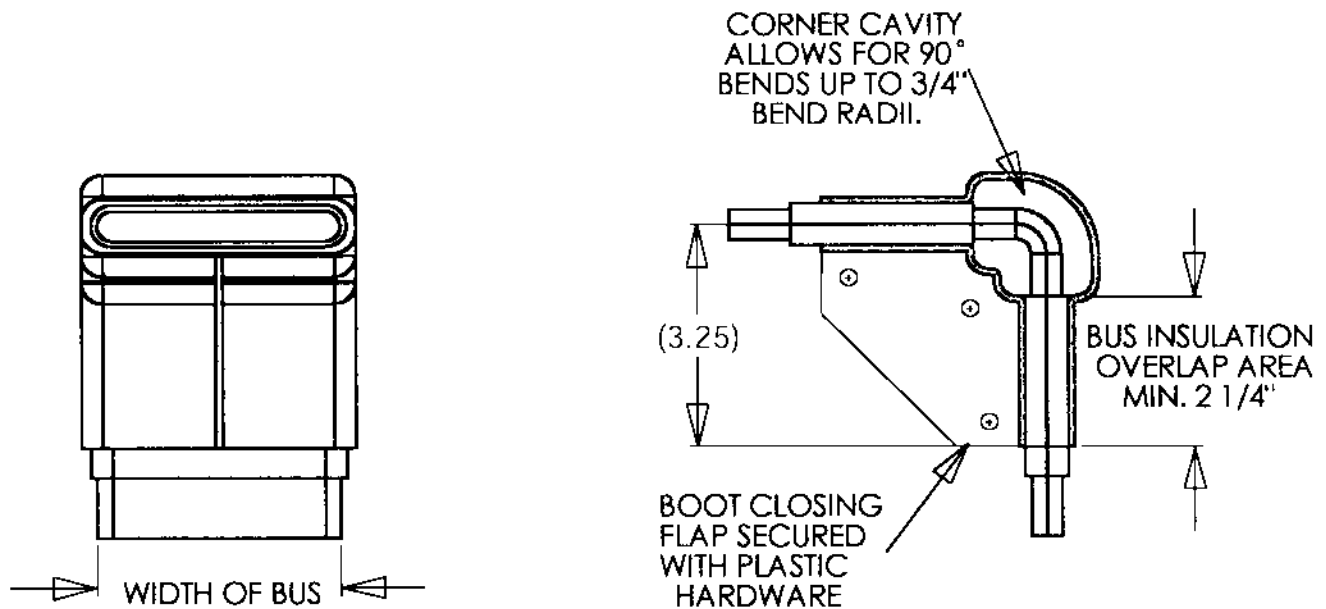


ILLUSTRATION OF 90° BOOT

Variations of the above are available.
Cable taps may be added to any configuration.

It's easy: just print, fill in and fax to
215-766-2222.

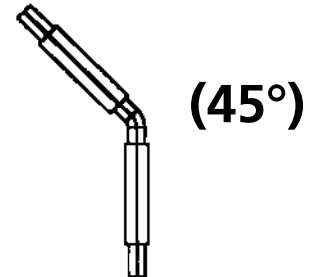
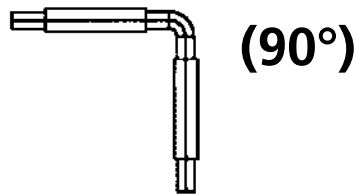
FAST FAX

INSULBOOT® CORNER CONNECTIONS

Standard Range – Our standard range of Corner connections exceed 20 different Main Bus sizes from 1/4" by 2" to 3/4" by 8".

Free Design Services – E-mail or fax your Bus layout and we will design and supply drawings of the InsulBoot to suit your needs, usually within 2-3 days. E-mail sales@insulboot.com or fax 215-766-2222.

Custom InsulBoot – If it is not possible to meet your specifications from our range of standards, we will design and mold a custom InsulBoot to suit your applications, usually within 7 days.



CONNECTOR TYPE
CHECK ONE:

1

2

Provide Bus Size: x
THICKNESS WIDTH

If PT Tap is required, please mark position and size in sketch area provided.

Use this area for additional notes, details or sketch of your own custom needs:

Bus Insulation
THICKNESS

KV Rating

InsulBoot Only:

Insulboot Part #

Delivery Time

Price

Name: _____ Company: _____

Fax: _____ Phone: _____ E-Mail: _____

Quantity: _____ Requested Delivery: _____

In Stock

Custom



InsulBoot®
Don't tape it, InsulBoot it!™