

It's easy: just fill in and fax to 215.766.2222

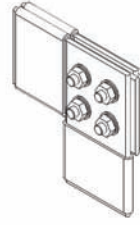
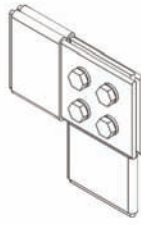
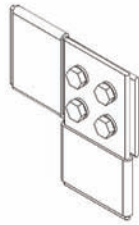
FASTFAX

INSULBOOT® RIGHT END CONNECTION BOOT

Standard Range - Our standard range of Right End Connection Boot exceeds 400 different configurations. Main Bus size and Riser size range from 1/4" by 2" to 3/4" by 8". PT Tap may be added.

Free Design Services - Email or fax your Bus layout and we will design and supply drawings of the InsulBoot® to suit your needs, usually within 2-3 days. Email sales@insulboot.com or fax 215.766.2222.

Custom InsulBoot® - If it is not possible to meet your specifications from our range of standards, we will design and mold a custom InsulBoot® to suit your applications, usually within 7 days.



CONNECTOR TYPE
CHECK ONE:

 1 2 3 4

PROVIDE BUS SIZE:

X

THICKNESS

WIDTH

If PT Tap is required, please mark position and size in sketch area provided.

Bus Insulation

THICKNESS

PROVIDE TAP/
RISER SIZE:

X

THICKNESS

WIDTH

KV Rating

Use this area for additional notes, details or sketch of your own custom needs:

INSULBOOT ONLY:

INSULBOOT PART #

DELIVERY TIME

PRICE

NAME: _____ COMPANY: _____

FAX: _____ PHONE: _____ E-MAIL: _____

QUANTITY: _____ REQUESTED DELIVERY: _____

800.262.2111 • insulboot.com